



PARQUET GÉNÉRAL
DU GRAND-DUCHÉ DE LUXEMBOURG
CRF - Cellule de renseignement financier

goAML Web 4.7

NEW FEATURES
21st of January 2021

Agenda

- Webex poll
- goAML at CRF
- 2021: goAML 4.7 – New Web form
- Live demo:
 - Activity report
 - Transaction report
 - Upload / Download (XML) of transactions
- The future : goAML 5.0
- Q&A
- Poll... before you go

goAML at the CRF

- live since the 1st of January 2017 (version 4.2)
- More than 3 000 registered reporting entities
- +/- 200 submitted reports per working day
- Version 4.7 installed on November 13th in 2020

goAML

The United Nations Office on Drugs and Crime has developed goAML



**United
Nations**

Office on Drugs and Crime

Topics ▾

What we do ▾

Information For ▾

About us ▾

Field Offices ▾

Quick Links ▾

goAML (Anti-Money-Laundering System)

<http://goaml.unodc.org>



goAML at the CRF

<https://goaml.b2g.etat.lu/>

goAML
Anti-Money Laundering System

UNODC
United Nations Office on Drugs and Crime

goAML
Bienvenue sur le site goAML de la Cellule de renseignement financier.
Welcome to the production environment of goAML of the FIU Luxembourg.
[LOGIN >>](#)

Inscription
Afin d'accéder à goAML, vous devez d'abord inscrire votre entité sous "Inscrire un nouveau déclarant". Si vous êtes un nouvel utilisateur pour une entité déjà inscrite, choisissez "Inscrire une personne pour un déclarant existant".

Contact
Si vous avez besoin de plus d'aide, contactez notre helpdesk:
In case you need further help, contact our helpdesk:
[Email](#)

Information
Pour plus d'information sur l'utilisation de goAML, visitez notre FAQ.
For more information on using goAML, visit our FAQ.
[FAQ](#)

goAML
Anti-Money Laundering System

UNODC
United Nations Office on Drugs and Crime

goAML
Bienvenue sur le site goAML de la Cellule de renseignement financier.
Welcome to the production environment of goAML of the FIU Luxembourg.
[LOGIN >>](#)

Inscription
Afin d'accéder à goAML, vous devez d'abord inscrire votre entité sous "Inscrire un nouveau déclarant". Si vous êtes un nouvel utilisateur pour une entité déjà inscrite, choisissez "Inscrire une personne pour un déclarant existant".

Information
Pour plus d'information sur l'utilisation de goAML, visitez notre FAQ.
For more information on using goAML, visit our FAQ.
[FAQ](#)

Contact
Si vous avez besoin de plus d'aide, contactez notre helpdesk:
In case you need further help, contact our helpdesk:
[Email](#)

<https://goaml-training.b2g.etat.lu/>

goAML - FAQ

- <https://faq.goaml.lu/>



goAML - FAQ

<https://faq.goaml.lu/>

FAQ goAML

Cellule de renseignement financier Luxembourg



[Home](#) [Manuels d'utilisation](#) [Faire une déclaration](#) [Déclarations type](#) [IT](#) [Questions fréquentes](#) [Liens](#)

Activité suspecte

La déclaration **ne porte pas** sur des transactions suspectes, mais relate uniquement une activité suspecte. Dans ce cas, il y a lieu de choisir le type de déclaration:

- Déclaration d'activité suspecte
- Financement du terrorisme (sans transactions)
- Retour d'information (sans transactions)

Le formulaire affiche alors la rubrique « **Activité suspecte** »:

SAR: 11915-0-0

Suspicious Activity Report

Code Devise Locale: EUR	Déclarant: Financial Intelligence Unit (FIU)	Déclarant (nom ou numéro): 1	Report ID: 11915-0-0
Succursale du déclarant	Référence du déclarant	* Date d'envoi: 01/11/2020	Référence de la CRF
Motivation (résumé)			

Mots clés
[account balance](#) [avocat](#)
[bénéficiaire effectif](#)
compte [connexion à](#)
[goAML](#) [délégation](#)
[désactivation email](#)
[financement du terrorisme](#)
[fonds d'investissement](#)
[identifiant du déclarant](#)
[indicateurs inscription](#)

goAML Web 2017 - 2020

[FAIRE UNE DÉCLARATION](#)[BROUILLONS](#)[DÉCLARATIONS ENVOYÉES](#)[MON GOAML](#)[STATISTICS](#)[ADMINISTRATION](#)[HELP](#)[DÉCONNEXION](#)

Type de déclaration: STR ID: 402889-0-0

Déclarant (nom ou numéro)

Cellule de renseignement financier (CRF)

Succursale du déclarant

Type de déclaration*

Déclaration d'opération suspecte

Référence du déclarant

Date d'envoi*

09/12/2020

Référence de la CRF

Motivation (résumé)

Demande(s) urgente(s) à l'attention de la CRF

Personne physique soumettant la déclaration

Prénom	Nom	Date de naissance	Matricule	Numéro de passeport
Corina	Dumitrescu			

Localisation du fait suspect +

Indicateurs +

Transactions * +

#	Référence de la transaction	Date de la transaction	Montant en EUR	Statut de la transaction	Status
1	TRW18468-20201209	01/12/2020	1	En attente	Require at least one party

Envoyer la déclaration

Enregistrer la déclaration

Ajouter / afficher annexes x 0

Preview

goAML Web currently

Feedback from Reporting Entities

- Too many windows
- Certain fields are difficult to fill in or redundant
- Not enough pop-ups with useful indications
- Complicated structure

goAML Web 2021

The **online form** used to fill out reports has been improved

- More modern look and feel
- More intuitive to use
- Better overview
- Improved navigation




goAML Web 2021

New features:

- Saving incomplete reports (even invalid ones)
- Drag & Drop of attachments
- Import / export of transactions in XML form

goAML Web 2021

STR: 10708-0-0



Attachments

Indicators 3

Transactions 8 9153 EUR

▼ ↔ TRNW2020-000065 1000 EUR

▼ ⓘ DE132356496876

▼ ⓘ Jane Doe

▼ ⓘ LU0000598614123

▼ ⓘ Jane Doe

▼ ↔ TRNW2020-000070 2 EUR

▼ ⓘ Jane Doe

▼ ⓘ LU5463543636

▼ ↔ TRNW2020-000071 150 EUR

▼ ⓘ 1234567

▼ ⓘ Jane Doe

▼ ⓘ bad_guy@gmail.com

STR

Local Currency Code: EUR

Reporting Entity: Cellule de renseignement financier (CRF)

Reporting entity (name or ID): 1

Report ID: 10708-0-0

Reporting Entity Branch

Reporting Entity Reference

Submission Date 09/12/2020

FIU Reference

Reason for suspicion (summary)

Comment (i.e. request to the CRF)

▼ Reporting Person

First Name

Last Name

Email

Gender

Birth Date dd/MM/yyyy

SSN

Nationality

Occupation

Passport Number

Passport Country

+ Location

Load current user

Live demo

Illustrations can be found at the end of this document for those who were not able to attend the live presentation.



Known Issues

For some issues a fix is included in upcoming version 4.8 :

- Empty report type dropbox
 - Workaround: click again or refresh the webpage
- Weird special characters after transaction XML import
 - Workaround: correct the impacted fields in the web form before submitting the report

Currently open issues :

- Sometimes « undo delete » has no effect, without a reason being indicated

And now...?

In the TRAINING Environment the new forms are already available:

<https://goaml-training.b2g.etat.lu>

If you don't have access yet, you can register on the home page:

Registration

Please note that in order to get access to the system, you first need to register as a reporting entity under "Register as an Organisation". An additional user for a registered reporting entity will need to "Register a new person".

Inscrire un nouveau déclarant /
Register a new organisation

Inscrire un utilisateur pour un
déclarant existant / Register a
new user

Going live in production

The new forms will be available as of
January 23rd, 2021

goAML 5.0

goAML 5.0 is set to be released in July 2021 by UNODC

→ upgrade 5.0 by FIU in 2021-Q4
with a transition period

goAML 5.0

Major changes:

- Look and feel goAML Web (other menu items)
- XSD schema changes
- SAR / STR mix
- Entity-entity relationships



→ IT developments by reporting entities
in order to adapt the XML files



QUESTIONS?

Thank you for your attention

SURVEY



Appendix

Illustrations of the live demo

Filling out a Suspicious Activity Report (SAR)

The report does not concern suspicious transactions, but a suspicious activity only.

SAR: 11960-0-0

Annexes

Indicateurs

Activité suspecte

Déclaration d'activité suspecte

Code Devise Locale: EUR Déclarant: Financial Intelligence Unit (FIU) Déclarant (nom ou numéro): 1 ID: 11960-0-0

Succursale du déclarant

Référence du déclarant

Date d'envoi
15/12/2020

Référence de la CRF

Motivation (résumé)

Demande(s) urgente(s) à l'attention de la CRF

Personne physique soumettant la déclaration

Remplacer par les données de l'utilisateur actuel

Prénom
goaml

Date de naissance
dd/MM/yyyy

Numéro de passeport

Nom
goaml

Matricule

Pays émetteur

Email
ni38@goaml.lu

Nationalité

Sexe

Fonction au sein de l'entité soumise

Localisation du fait suspect

Suspicious Activity Report

The Reporting Entity must indicate one or multiple « Report Parties » related to the suspicion.

Example A suspect - John Doe is an account owner.

SAR: 10763-0-0

Attachments

Indicators

Suspicious activity

Activity

Suspicious Activity Report

Report Parties

+ Account

+ Person

+ Entity

+ Goods and Services

Navigation panel

In the left panel the persons, entities or account that you report are listed.

SAR: 10763-0-0

Attachments

Indicators

Suspicious activity

John Doe

LU34534353435353

John Doe

Jane Doe

Signatory(ies)

Is Primary?☐

Role

+ Person*

Gender

Birth Date

Id Number

Residence

Unique Number

Deceased?☐

First Name

Birth Place

Nationality 1

Occupation

Source of Wealth

Date of death

Last Name

PEP

Nationality 2

Employer Name

Passport Number

Comments

Middle Name

SSN

Nationality 3

Tax Number

Passport Country

+ Employer Address

+ Employer Phone

2

SAR - Input multiple persons

You can fill in multiple Persons, Entities or Accounts. After filling in the details for one object, you must return to « Report Parties » and **click on the text(!) « Account », « Person » or « Entity »**

SAR: 10763-0-0

Attachments

Indicators

Suspicious activity

John Doe

Suspicious Activity Report

Activity

Report Parties

+ Account

+ Person

+ Entity

Person

Significance (between 0 ...)

Gender

Birth Date

Id Number

Residence

Reason

* First Name

Birth Place

Nationality 1

Occupation

Comments

* Last Name

PEP

Nationality 2

Employer Name

Middle Name

SSN

Nationality 3

Tax Number

SAR - Input multiple addresses

It is possible to fill in one or multiple addresses (by clicking the + button)

The screenshot displays a web interface for entering Suspicious Activity Report (SAR) information. On the left is a sidebar with a header 'SAR: 10763-0-0' and icons for attachments, indicators, and suspicious activity. Below this is a list of indicators, with 'John Doe' selected. The main area contains a form with sections for 'Employer Address', 'Employer Phone', 'Addresses', and 'Email'. The 'Addresses' section is expanded, showing two entries, #1 and #2. A red arrow points to the '+' button next to the 'Addresses' header. Entry #1 is for '41b Bd. Roosevelt' in 'Luxembourg'. Entry #2 is for '20 Roosevelt St.' in 'UNITED STATES'.

SAR: 10763-0-0

Attachments

Indicators

Suspicious activity

John Doe

Employer Address

Employer Phone

Addresses

#1

Type: Private

Address (incl. electr...): 41b Bd. Roosevelt

Date and time of conn...:

City: Luxembourg

Zip:

Country: LUXEMBOURG

State:

Comments:

#2

Type: Private

Address (incl. electr...): 20 Roosevelt St.

Date and time of conn...:

City: NEW YORK

Zip:

Country: UNITED STATES

State:

Comments:

Email

SAR – Fill out an account

Account filled in - adding an account owner:

SAR: 10763-0-0

Attachments

Indicators

Suspicious activity

John Doe

LU34534353435353

Account

Significance (between 0 and 10)

Reason

Comments

Account Number

LU34534353435353

Name

Institution Name

Branch

Non Banking Institution?

SWIFT

BCEELULL

Institution Code

Account Type

Status Code

Currency

IBAN

LU34534353435353

Client Number

Opened

dd/MM/yyyy

Closed

dd/MM/yyyy

Balance

Date of Balance

dd/MM/yyyy

Beneficiary Comment

Comments

Entity

Signatory(ies)

+ Account

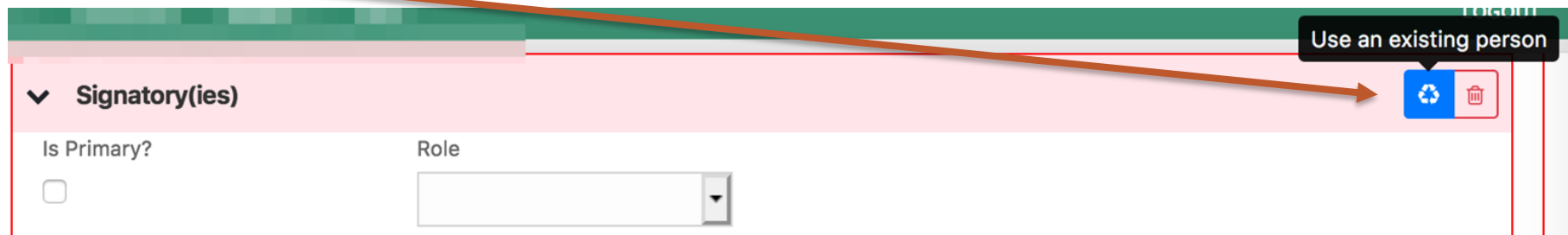
+ Person

+ Entity

SAR – Reuse existing data

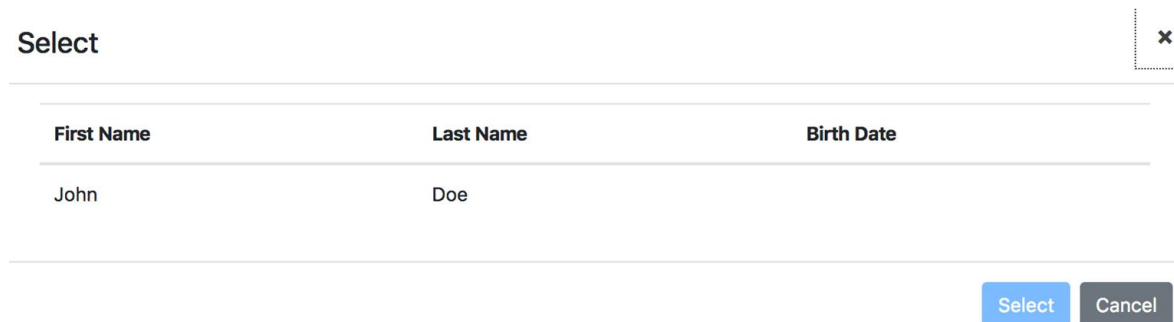
You can use a person already entered - in our example John Doe - as account owner for LU343564564 :

1)



The screenshot shows a form section titled "Signatory(ies)" with a dropdown arrow. Below the title are two fields: "Is Primary?" with a checkbox and "Role" with a dropdown menu. To the right of these fields is a button with a blue circular icon containing a white recycling symbol and a red square icon containing a white trash can. A black callout box with the text "Use an existing person" points to the recycling icon. An orange arrow originates from the text "1)" and points to the recycling icon.

2) Select the person from the list:



The screenshot shows a "Select" dialog box with a close button (X) in the top right corner. Inside the dialog is a table with three columns: "First Name", "Last Name", and "Birth Date". The table contains one row with the values "John", "Doe", and an empty field. At the bottom right of the dialog are two buttons: "Select" and "Cancel".

First Name	Last Name	Birth Date
John	Doe	




SAR – Why reuse existing data?

- Faster
- Whenever you add more detail to one element, all linked occurrences of the element will be updated automatically
- The « reuse » feature exists for
 - Persons
 - Entities
 - Accounts

Attachments

- At any given moment, it is possible to attach files to the report.
- In order to use this functionality, you must choose Attachments in the left panel and click on + in the upper right of the screen.


SAR: 10763-0-0



Attachments

Indicators


Suspicious activity

▼  John Doe

Suspicious Activity Report

Attachments

File Name	File Size	
No records available		



Attachments

It is now possible to upload **multiple files** at once: either select them or drag & drop them to the gray area, then click “Upload”.

Attachment



Select files

Drop files here to upload






Introduction.pdf



Summary.pdf

2

SAR: 10763-0-0



Attachments 2


Indicators





Suspicious activity

- John Doe
- LU34534353435353

Attachments

Suspicious Activity Report



File Name	File Size	
Summary.pdf	14045	 
Introduction.pdf	14045	 

Fill out a Suspicious Transaction Report (STR)

The report contains one or multiple suspicious transactions.

Example: a report in which your client was a victim of *CEO fraud*.

STR: 10764-0-0		STR	
Attachments	Local Currency Code: EUR	Reporting Entity: Cellule de renseignement financier (CRF)	Reporting entity (name or ID): 1
Indicators			Report ID: 10764-0-0
Transactions	Reporting Entity Branch	Reporting Entity Reference	Submission Date
			01/12/2020
	Reason for suspicion (summary)		
	The client is a victim of CEO fraud.		

Suspicious transaction report use case scenario

CRFBank reports that their client, Mister John Doe was a victim of CEO fraud.

The transaction of 1000 EUR with value date 1st of November 2020 has been executed from his bank account LU1234567890000000 held at CRFBank (CRFLULLL) to the Luxembourgish bank account LU0000111122223333 held at PARQUETLUL, account owner Jane Doe.

Indicators

Example

STR: 10764-0-0

Attachments

Indicators 3

Transactions

Indicators

STR

8 x 5 x 12 x

<input type="checkbox"/>	Code ↑	Indicator
	<input type="text"/>	<input type="text"/>
<input type="checkbox"/>	11	Phishing/pharming
<input checked="" type="checkbox"/>	12	Fraudulent transaction
<input type="checkbox"/>	13	Transactions to/from high risk countries
<input type="checkbox"/>	14	Use of front persons /companies
<input type="checkbox"/>	15	Offshore based companies
<input type="checkbox"/>	16	Transactions exceeding 10.000 EUR
<input type="checkbox"/>	17	Structuring

Adding transactions

By entering a transaction in the Web interface:

STR: 10764-0-0

Attachments

Indicators 3

Transactions

Add BiParty

Transactions

STR

Status	Unique Number	Transaction Date	Amount in EUR	Status	
No records available.					

- Uploading transactions as XML file

STR: 10764-0-0

Attachments

Indicators 3

Transactions

Upload Transactions (XML)

On transactions

Each transaction must have:

- a general part
- a « From » part – the source of the funds (debit side)
- a « To » part – the destination of the funds (credit side)

Transaction

STR



* Unique Number

CRFLULL-123456

Internal Reference Number

123456

* Status

In-branch/Office

Status comment

* Amount in EUR

1000

* Transaction Date

01/11/2020

* Different value date

☒

Posting Date

03/11/2020

IP address

192.168.1.1

Date and time of connection

2020-11-02T09:03:10

Location

Description

Payment bill no. 123456 - Client no. 1111

Comments

From

Account

Account (Our Client)

Person

Person (Our Client)

Entity

Entity (Our Client)

To

Account

Account (Our Client)

Person

Person (Our Client)

Entity

Entity (Our Client)


Goods and Services

Object types

A transaction must always have the two parts filled in, « From » and « To » an *object*.

The three object types are:

- Account
- Person
- Entity

 	Account	Account (Our Client)
 	Person	Person (Our Client)
 	Entity	Entity (Our Client)




Our client

If the funds come from an account of a client of the Reporting Entity and that this account is related to the report, choose « Account (Our client) »

In the previous version of GoAMLWeb the concept of Our Client/Third Party was represented as such:

Fonds en provenance de ☒ Notre client ☐ Tiers

In the new version:

From	+		Account	Account (Our Client)	+		Person	Person (Our Client)	+		Entity	Entity (Our Client)

Our client

BEFORE

☒ Notre client

AFTER

Account (Our Client)

Their meaning stays unchanged:

The account is both held with the Reporting Entity **and** the person in relation to the account is a relevant person (e.g. victim) or a suspect in connection with the report.

☐ Tiers

Account

- The account is not held with the Reporting Entity.
- The account is held with the Reporting Entity but there is no link with the report/suspicion.

Note: The condition of validity of a transaction requires that “Out Client” be filled in on one side **or** the other.

Complete transaction

STR: 10764-0-0

Attachments

Indicators 3

Transactions 1 1000 EUR

↕ CRFLULL-123456 1000 EUR

LU1234567890000000

John Doe

LU0000111122223333

From My Client - Account

Transaction type

Transaction type comment

Country

Transfer

LUXEMBOURG

+ Foreign Currency

+ Conductor

Account Number

Name

Institution Name

Branch

LU1234567890000000

John Doe

Non Banking Institution?

SWIFT

Institution Code

Account Type

☐

CRFLULL

☐

Savings

Status Code

Currency

Opened

Closed

IBAN

Active

Euro (replacement name)

dd/MM/yyyy

dd/MM/yyyy

LU1234567890000000

Client Number

Beneficiary Comment

Comments

Balance

222222

Salary

500

Date of Balance

Entity

Signatory(ies)*

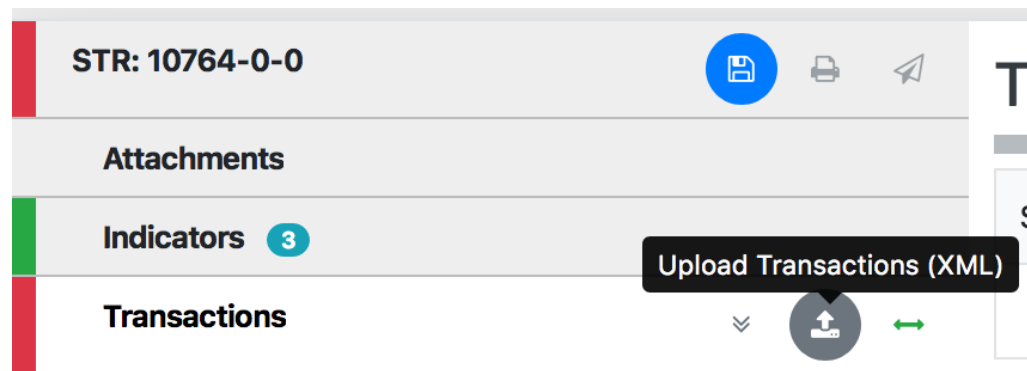
07/11/2020

TRANSACTIONS - Import XML

It is possible to upload and download as an XML file with partially or fully complete transactions.

It is not necessary to have filled in a complete or valid transaction in order to upload or download it.

This feature allows the user to easily reuse information and visually verify in the Web interface that the transactions are complete before submitting them to the CRF.



```



<reportdata>
<transactions>
  <transaction>
    <transactionnumber>CRFLULL-123456</transactionnumber>
    <internal_ref_number>123456</internal_ref_number>
    <transaction_description>Paieement de la facture no. 123456 - Client no. 1111</transaction_description>
    <date_transaction>2020-11-02T00:00:00</date_transaction>
    <teller>192.168.0.1</teller>
    <authorized>2020-11-02T09:30:10</authorized>
    <late_deposit>true</late_deposit>
    <date_posting>2020-11-03T00:00:00</date_posting>
    <transmode_code>A</transmode_code>
    <amount_local>1000</amount_local>
    <t_from_my_client>
      <from_funds_code>Q</from_funds_code>
      <from_account>
        <swift>CRFLULL</swift>
        <non_bank_institution>false</non_bank_institution>
        <account>LU1234567890000000</account>
        <currency_code>EUR</currency_code>
        <account_name>John Doe</account_name>
        <iban>LU1234567890000000</iban>
        <client_number>222222</client_number>
        <personal_account_type>C</personal_account_type>
        <signatory>
          <is_primary>true</is_primary>
          <t_person>
            <first_name>John</first_name>
            <last_name>Doe</last_name>
            <birthdate>1980-11-01T00:00:00</birthdate>
            <birth_place>Luxembourg</birth_place>
            <ssn>19801101123456</ssn>
            <phones>
              <phone>
                <tph_contact_type>2</tph_contact_type>
                <tph_communication_type>L</tph_communication_type>
                <tph_country_prefix>352</tph_country_prefix>
                <tph_number>475981</tph_number>
                <tph_extension>447</tph_extension>
              </phone>
            </phones>
          </t_person>
        </signatory>
      </t_from_my_client>
    </transaction>
  </transactions>
</reportdata>

```



TRANS_Exemple-STR-virement-Fraude-au-président_XML.xml

Complete report

-  The report is complete when all the sections in the left panel are green.
-  The red color signals that a section is not complete, mandatory information is missing.

An incomplete report cannot be sent to the CRF.

On the other hand, a report can be *saved* at any moment. This gives the users the possibility to enter information, even incomplete, as a first step.

Cannot Submit Invalid Report

LOGOUT


SAR: 10763-0-0

Attachments

Indicators

Suspicious activity

▼  John Doe

▼  LU34534353435353

▼  John Doe

▼  Jane Doe

▼ Account

Significance (between 0 and 10)

• Account Number

LU34534353435353

Non Banking Institution?

☐

Status Code

Client Number

Date of Balance

Reason

Name

SWIFT is required!

Currency

Opened

Beneficiary Comment

Comments

Institution Name

• Institution Code

Closed

Comments

Branch

Account Type

IBAN

LU34534353435353

Balance

+ Entity

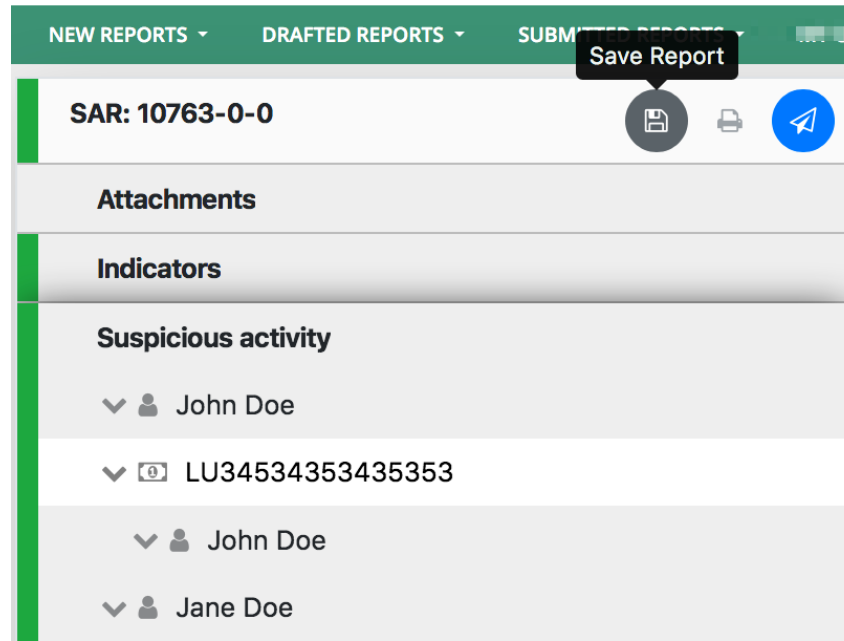
+ Signatory(ies)

▼ Signatory(ies)



Save regularly

The report is not automatically saved, you must save regularly in order not to lose the filled in data.



The screenshot shows a web interface for creating a report. At the top, there is a green navigation bar with three tabs: 'NEW REPORTS', 'DRAFTED REPORTS', and 'SUBMITTED REPORTS'. A tooltip labeled 'Save Report' points to a save icon (a floppy disk) in the top right corner of the form. The form itself has a green vertical bar on the left. The main content area is divided into sections: 'SAR: 10763-0-0', 'Attachments', 'Indicators', and 'Suspicious activity'. The 'Suspicious activity' section contains a list of entries, each with a dropdown arrow, a person icon, and a name: 'John Doe' and 'Jane Doe'. There is also an entry with a currency icon and the number 'LU34534353435353'.

NEW REPORTS ▾ DRAFTED REPORTS ▾ SUBMITTED REPORTS ▾

SAR: 10763-0-0

Attachments

Indicators

Suspicious activity

- ▼ 👤 John Doe
- ▼ 💰 LU34534353435353
- ▼ 👤 John Doe
- ▼ 👤 Jane Doe

Submit a report

When the report is complete, it is possible to submit the report to the CRF.

The screenshot displays a web interface for managing reports. At the top, a green navigation bar contains four tabs: 'NEW REPORTS', 'DRAFTED REPORTS', 'SUBMITTED REPORTS', and 'MY COLUMN'. The 'SUBMITTED REPORTS' tab is active. Below the navigation bar, a report titled 'SAR: 10763-0-0' is shown. To the right of the title are three icons: a document icon, a print icon, and a blue circular icon with a white paper plane. A black tooltip with the text 'Submit Report' points to the blue icon. The report content is organized into sections: 'Attachments' with a blue circle containing the number '2', 'Indicators', and 'Suspicious activity'. The 'Suspicious activity' section lists four entries, each with a dropdown arrow and a person icon: 'John Doe', 'LU34534353435353', 'John Doe', and 'Jane Doe'. On the right side of the interface, there is a vertical sidebar with several labels: 'Loc', 'Rej', 'Rea', and 'Col', each next to a corresponding input field.

NEW REPORTS ▾ DRAFTED REPORTS ▾ SUBMITTED REPORTS MY COLUMN

SAR: 10763-0-0

Attachments 2

Indicators

Suspicious activity

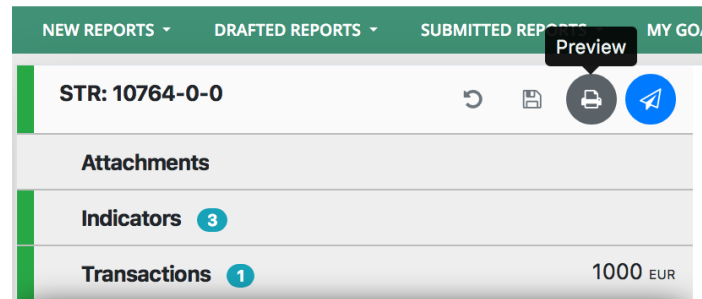
- ▼ John Doe
- ▼ LU34534353435353
 - ▼ John Doe
- ▼ Jane Doe

Loc
Rej
Rea
Col

Visualising a report

In order to save the filed report.

- Preview



- Expand All, Print

Expand All Collapse All Print

STR (STR)			
Report ID: 10764-0-0	Reporting Entity: Cellule de renseignement financier (CRF)	Local Currency Code: EUR	Submitted On:
Reporting entity (name or ID)	Reporting Entity Branch	Report type	
1		STR	

STR (STR)

Report ID: 10764-0-0	Reporting Entity: Cellule de renseignement financier (CRF)	Local Currency Code: EUR	Submitted On:
Reporting entity (name or ID) 1	Reporting Entity Branch	Report type STR	
Reporting Entity Reference	Submission Date 01/12/2020	FIU Reference	
Reason for suspicion (summary) The client is a victim of CEO fraud.			
Comment (i.e. request to the CRF)			

Reporting Person	First Name	Last Name	Birth Date
------------------	------------	-----------	------------

Indicators

8	PEPs
5	Use of forged documents
12	Fraudulent transaction

Transaction

Unique Number CRFLULL-123456	Internal Reference Number 123456	Status In-branch/Office
---------------------------------	-------------------------------------	----------------------------

